

Name _____

1	2
3	4




Instructions: Have students cut out the pictures and put them in the order in which they happened. Have them check the book for accuracy and then paste them in order on the top of this page. Have them write a sequence word on the back of each picture.

Name _____

VCe long /a/	Not VCe long /a/

A CLOWN FACE • LEVEL F • 2

race	bank	dance
cape	same	plant

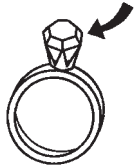


SKILL: VCe PATTERN


Instructions: Have students cut out the words and paste them in the first column if they have the VCe long /a/ vowel sound and spelling. Have them paste the words in the second column if they do not have the VCe long /a/ sound and spelling. Have students read the words in each column to a partner.

Name _____

big old brown yellow
small sour large beautiful




_____ ring




_____ lemon



_____ house



_____ sun



Instructions: Read the adjectives in the word bank with students. Have them use the adjectives to describe each object. Then have students draw a different object in the box and write an original sentence using adjectives on the lines provided.